

RCL-ENVESS22M868LOR-03/A (01)

This report cancels and replaces the test report N°RCL-ENVESS22M868LOR-03/A, Edition 00

CLIMATIC TEST REPORT

Dry heat test

According to the standard(s):
IEC 60068-2-2 test Be (2007)



Equipment under test:
Linear indicator with numeric display

Company:
LOREME

DISTRIBUTION: Mr REPERT

Company: LOREME

Number of pages: 11

Ed.	Date	Modified Pages	Written by	Technical & Quality Approval
			Name, function and Visa	Name, function and Visa
01	15/06/2023	2	Romane MOIROUD Climatic Tests Technician 	Frédéric CARDIN Climatic Tests Laboratory Manager 

* Duplication of this document is only permitted for an integral photographic facsimile. It includes the number of pages referenced here above. This document is the result of testing a specimen or a sample of the product submitted. It does not imply an assessment of the conformity of the whole production of the tested sample.

EQUIPMENT UNDER TEST: Linear indicator with numeric display

Serial number (S/N) : 143472/163

Part number (P/N) : BGL 136-NAV2 & CALT25 & CAL4/100IG

MANUFACTURER: LOREME

CUSTOMER'S NAME AND ADDRESS:

Company: LOREME

Address: 12 rue des Potiers d'Etain Actipôle BORNAY
B.P 35014
57071 METZ CEDEX 3 - FRANCE

Contact: Emmanuel REPPERT

Person(s) who were present during tests: /

PURCHASE ORDER: N° E230345AMP

TEST DATES: From 07th to 08th of June, 2023

TEST LOCATION : Environne'Tech
49 Boulevard Pré Pommier
38300 BOURGOIN-JALLIEU
Laboratoire d'essais

TESTER: Romane MOIROUD

SUMMARY

1. PURPOSE OF TESTS.	4
2. EQUIPMENT UNDER TEST.	4 - 5
3. CUSTOMER SPECIFICATIONS SHEET.	6
3.1. <i>According to the standard(s):</i>	6
3.2. <i>Reminder of the main test criteria:</i>	6
3.2.1. <i>Dry heat test:</i>	6
3.3. <i>Control and / or verification of proper operation:</i>	6
4. EQUIPMENT USED.	7
4.1. <i>Test facilities.</i>	7
4.2. <i>Measurement Equipment.</i>	7
5. TEST LOG.	8 - 10
5.1. <i>Variant(s) made during the test with regard to the Specifications:</i>	8
5.2. <i>Dry heat test:</i>	8 - 10
5.2.1. <i>Test setup:</i>	8
5.2.2. <i>Test:</i>	9
5.2.3. <i>Visual inspection:</i>	9
5.2.4. <i>Functional check:</i>	10
6. CONCLUSION.	11

1. PURPOSE OF TESTS.

The purpose of these tests is to validate the behaviour of the equipment in a climatic environment.

2. EQUIPMENT UNDER TEST.

Equipment under test: 1 linear indicator with numeric display



photo 1



photo 2



photo 3



photo 4



photo 5



photo 6



photo 7

3. CUSTOMER SPECIFICATIONS SHEET.

The tests are to be carried out according to the following document (s), included in the technical offer Environne'Tech *DNV – ENVESS22M868LOR-03*.

3.1. According to the standard(s):

IEC 60068-2-2 test Be (2007)

3.2. Reminder of the main test criteria:

3.2.1. Dry heat test:

High temperature:	+ 55°C
Soak duration:	16 hours
Temperature rate:	< 1°C/ minute
Number of cycles:	1
Equipment configuration:	Power on

Description of the cycle:

The equipment is placed inside the climatic chamber, with the power on.

The temperature of the enclosure, after it has been closed, is set at +55°C while respecting a temperature variation rate of less than 1°C/min.

This temperature of +55°C must be maintained for 16 h.

Then, the temperature is increased until it reaches the ambient temperature and while respecting a temperature variation rate of less than 1°C/min.

3.3. Control and / or verification of proper operation:

A visual check is carried out before and after each test.
Functional checks are carried out by the company LOREME.

4. EQUIPMENT USED.

4.1. Test facilities.

Identity	Designation	Brand and Model	Characteristics
CLIM 44	Climatic chamber	SERVATHIN WEISS /	T°C:-35/+85, %HR: NC, inside dimensions l=1.20m, p=1.30m, h=1.20m, volume=1872 l

4.2. Measurement Equipment.

Identity	Designation	Brand and Model	Characteristics	Last validity date	Metrological confirmation valid until
CLIM 781	Thermo-hygrometer probe	Rotronic HC2A-IC105	Probe 0/100%HR and -50/+150°C	15/06/2022	15/08/2024
CLIM 587	Thermo sensor	TC 16-1-3.0-3.220-CE4CLA-R100-B-2M RT37	-75°C/+250°C	15/06/2022	15/08/2024
SOND-001-04	Thermo sensor	TC 1-T-B10-5METRES	Thermocouple type T, class 1	20/12/2022	20/02/2025

5. TEST LOG.

5.1. Variant(s) made during the test with regard to the Specifications:

No variant.

5.2. Dry heat test:

5.2.1. Test setup:

The equipment is placed in the climatic chamber and the thermocouple is installed, the test can begin. The equipment under test doesn't dissipate heat, we can use a climatic chamber with high airflow speed.

Thermocouple



photo 8



photo 9

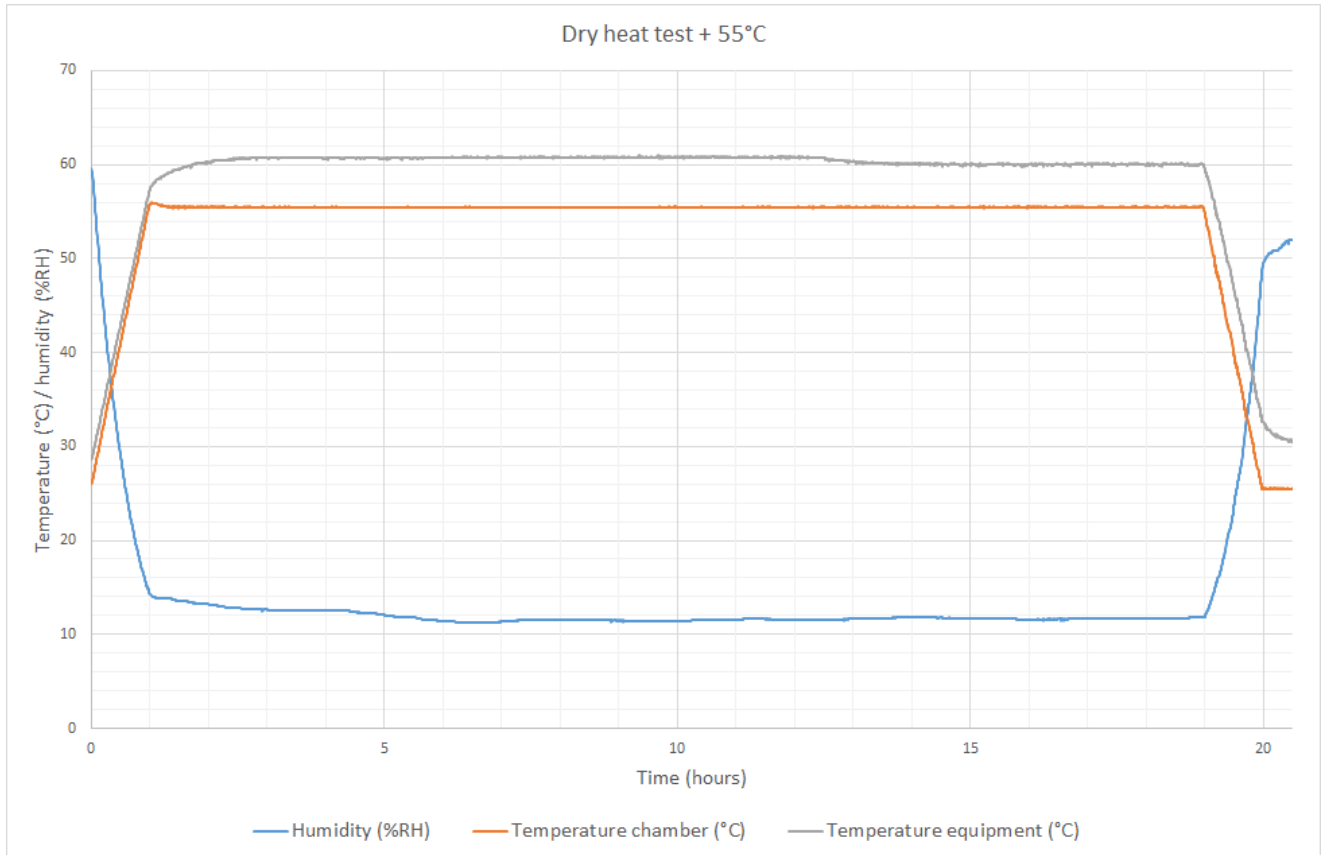


photo 10



photo 11

5.2.2. *Test:*



curve 1

5.2.3. *Visual inspection:*



photo 12



photo 13



photo 14



photo 15

Results: At the end of the tests, no visual degradation was observed.

5.2.4. *Functional check:*




photo 16

Results: The display on the right is off, the results are the responsibility of the company LOREME.

6. CONCLUSION.

The equipment was tested in accordance with the test specification described in chapter 3 of this report.

At the end of the tests, no visual degradation was observed.

The display on the right is off on the equipment, the results are the responsibility of the company LOREME.

□□□ End of report □□□